

ACADEMIC PLANNING 2013-2014

The academic session comprises of two terms:

Term - 1 and Term -2

Term-1 : April to September which comprises of Formative 1 (FA 1), Formative -2 (FA 2) and Summative - 1 (SA 1)

Term 2 : October to march which comprises of Formative 3 (FA 3), Formative 4 (FA 4) and Summative-2 (SA 2)

Formative -1

Schools should complete Formative Assessment - I between the months of **April to June** in the form of dictation, reading, Class-Assignment, Home-Assignment, projects, activities, quizzes, group discussion etc. as per the requirement of specific subject with proper documentation (To be reduced to 10% weightage).

Formative-2

Usual Paper-Pencil Test to be conducted between **July-August** and reduced to 10% weightage.

Summative-1 to be reduced to 30% weightage

Formative -3

Schools should complete Formative Assessment - III between the months of **October-november** in the form of dictation, reading, Class-Assignment, Home-Assignment, projects, activities, quizzes, group discussion etc. as per the requirement of specific subject with proper documentation (To be reduced to 10% weightage).

Formative -4

Usual Paper-Pencil Test to be conducted between **december - January** and reduced to 10% weightage.

Summative -2 to be reduced to 30% weightage

Termwise weightage	
Term-1	Term-2
FA1 + FA2 + SA1	FA3 + FA4 + SA2
10% + 10% + 30%	10% + 10% + 30%
Term-1 + Term-2 = Total	
50% + 50% = 100%	

english

Books Recommended:

1. Fun with English, Nisha Peshin, DAV-CMC
2. Rhy Rhyme Book, DAV-CMC
3. Integrated Activity Book, DAV-CMC

Term - i (April to September)	
April	
Oral Work	: A to Z
Eng. Text	: 1. Strokes l, \, -, /, ^ ^ ^, 000 2. Capital letters - A to H 3. Circle the correct letter 4. Matching
Activity Book	: Pg 1 to 5
Fun with English	: A to C Sound Story
Recitation	: Oneness
Eng. Spelling	: A to Z orally
Eng. Handwriting	: A to H (in the note book)
mAY	
Eng. Text	: 1. Capital Letters - I to R 2. Missing letters - I to R 3. First letter - I to R
Activity book	: Pg. 6 to 9
Fun with English	: D, E, F sound story
Recitation	: Twinkle Twinkle
Eng. Spelling & Handwriting	: I to R (in the note book)
Summer Vacation :-	
Holiday Home Work	: Eng. Text A to R (5 times)
JUne	
Eng. Text	: 1. Capital letters S to Z 2. Write the first letter 3. Matching
Activity book	: Pg 10 to 17
Recitation	: Bits of paper
Eng. Reading	: Fun with English - G to I sound story
Eng. Spelling	: Dodging (A to Z)
Handwriting	: A to Z (in the note book)

JULY	Formative Assessment - 1
Eng. Text	: 1. A to Z 2. Fill in the blanks 3. First letter
Activity Book	: Pg 18, 23 to 25
Fun with English	: J, K sound story
Recitation	: Hop a little, clouds
Spelling	: Dodging (A to Z)
Eng. Handwriting	: A to Z (in the note book)
AUGUST	
Eng. Text	: 1. A to Z 2. What comes after ? (A-Z) 3. First letter 4. Matching 5. Missing letters 6. Circle the correct letter
Activity book	: Pg 30, 31
Fun with English	: L, M Sound story
Eng. Recitation	: Two little hands.
Eng. Spelling	: Dodging A to Z
Eng. Handwriting	: A - Z (in the notebook)
SePTemBeR	
Eng. Text	: 1. Cursive letters a to h 2. Fill in the blanks 3. Matching
Activity book	: Pg 19 - 22, 26 to 28
Fun with English	: N, O sound story.
Eng. Recitation	: Traffic lights
Eng. Spelling	: Dodging a to h
Eng. Handwriting	: a to h (in the note book)
Summative Assessment - 1	
Term ii : October to February	
OCTOBER	
Eng. Text	: 1. Cursive letter i to p 2. First letter 3. Fill in the blanks
Activity book	: Pg 29, 32 to 40
Fun with English	: P, Q sound story Pg 50, 51
Eng. Recitation	: Vegetables
Eng. Spelling	: Dodging a to p
Eng. Handwriting	: a to p (in the notebook)

NOVEMBER	
Eng Text	: 1. Cursive letter q to v 2. Circle the correct letter 3. Matching
Activity book	: Pg 41 to 48
Fun with English	: R-T sound story
Eng. Recitation	: True Friends.
Eng. Spelling	: Dodging a to v
Eng. Handwriting	: a to v (in the notebook)
DECEMBER	
Eng. Text	: 1. Cursive letter w to z 2. First letter 3. Missing 4. Two letter words - to, do, no, go, up, at, an, on, or, am 5. Three letter words- a sound - cat, tap, fan, hat, bat, rat. e sound - pen, net, leg
Activity book	: Pg 49 to 58
Fun with English	: U to W sound story
Eng. Recitation	: Sweeper, Out in the garden
Eng. Spelling	: Dodging a to z, Two letter words.
Eng. Handwriting	: a to z (in the notebook)
Formative Assessment - ii	
JANUARY	
Eng. Text	: Three letter words. e sound - ten, bed, key i sound - pin, tin, lip, nib, o sound - pot, log, box, top, toy, boy u sound - sun, cup, hut, jug, nut, bus
Activity book	: Pg 59 to 74
Fun with English	: X, Y, Z sound story.
Eng. Recitation	: Policeman
Eng. Spelling	: a to z, two letter words
Eng. Handwriting	: a to z
FEBRUARY	
Eng. Text	: 1. Name the pictures 2. Fill in the blanks 3. Matching 4. Circle the correct letter 5. Rhyming words
Rhymes	: Revision
Eng. Reading	: Revision
Eng. Spelling	: Revision
Eng. Handwriting	: Simple sentences.
FeBRUARY-mARcH	Summative Assessment ii

gK And cOnveRSATIOn (english)

Term - i	
April	<ol style="list-style-type: none"> 1. What is your name? 2. What is your father's name? 3. What is your mother's name?
May	<ol style="list-style-type: none"> 4. In which class do you read? 5. In which school do you study? 6. Who is your class teacher?
June	<ol style="list-style-type: none"> 7. Name a bird which is green in colour 8. Name a bird which dances in the rain. 9. Who is the king of the jungle?
July	<ol style="list-style-type: none"> 10. Name a cunning animal. 11. Name the tallest animal. 12. Which is the king of fruits? 13. Name a few fruits, vegetables and flowers. 14. Name a few wild animals. 15. Name a few pet animals.
August	<ol style="list-style-type: none"> 16. Which flower has a scented smell? 17. Name the favourite flower of Chacha Nehru. 18. Name the parts of our body. 19. In which city do you live? 20. In which state do you live?
September:	<p>Summative Assessment i Term ii : October to February</p>
October	<ol style="list-style-type: none"> 21. Name the primary colours. 22. Name the three main meals in a day. 23. How many days are there in a week? Name them 24. How many months are there in a year? Name them. 25. Name five colours.
November	<p>Our helpers:</p> <ol style="list-style-type: none"> 26. Who cooks food? 27. Who brings letters? 28. Who mends our shoes?

	29. Who washes our clothes? 30. Who brings milk? 31. Who stitches our clothes? 32. Who sweeps the floor? 33. Who teaches us? 34. Who cuts our hair?
December:	35. Name the things you see in your class-room, house and garden. 36. Name the colours seen in the traffic lights. 37. Name the colours seen in the National flag. 38. Which is our National bird, animal, flower, river and water animal?
January	39. Things you see in the sky at day time and at night. 40. Name five means of transport. 41. Make sentences: Bat, Ball, Cat, Dog, Rat, Doll, Book, Bus, Pencil, Mango.
February	Revision work
March	Summative Assessment ii

mATHeMATICs

Books Recommended : Fun with Maths (DAV-CMC)

Term i : April to September		
	Written	Oral
April	Forward counting 1 to 10, Fill in the blanks, Count and write, Complete the sequence, Count and circle, Match the following, Circle the different. Make sets, what comes after filling colours in outline of number forms. Fun with Maths : Pg. 1 to 15	Counting from 1 to 20 ; what comes before, after and between. Concept of shapes: triangle, rectangle Rhymes : Count 1, 2, 3; 1,2 buckle my shoe
May	Forward counting 1 to 20, Fill in the blanks, Count and write, Complete the sequence, Count and circle, Matching, Circle the different and make sets and what comes after pick the odd one Fun with Maths: Pg 16 to 20 Summer Vacation Holiday home work: 1 to 20 (3 times)	Counting from 1 to 40, what comes before Two little hands
June	Forward counting 1 to 30, what comes after, count and write, fill in the blanks, matching, circle the different, complete the sequence and make sets. Fun with maths: Pg 21 to 25	What comes before, after and between 1 to 50
Formative Assessment - 1		
July	Forward Counting 1 to 40, What comes after, count and write, fill in the blanks, matching, and other exercises as done above Fun with maths: Pg 26 to 40	What comes before, after and between 1 to 70 Rhymes: 5 little ducks went out to play...
August	Forward counting 1 to 50 along with all the exercises done earlier. Fun with Maths: Pg. 41 to 51	What comes before, after and between 1 to 100
September	Backward counting 10 to 1 Forward counting 1 to 50 What comes after, write 1 to 100, complete the sequence, Count and write in words, Fill in the blanks, Matching, Circle the different, Make sets. Fun with maths: Pg. 52 to 59	Backward counting 10 to 1 Forward counting 1 to 100 Rhymes: 1, 2, 3, 4, 5 once I caught a fish

Summative Assessment : 1		
Term ii : October to February		
October	Backward counting 10 to 1 Forward counting 51 to 60, Write in words : 1, 2, Complete the sequence, Count and write in words, Fill in the blanks, what comes after, circle the different, matching, make sets etc. Fun with maths: Pg 60 to 67	10 to 1 reverse and counting from 1 to 100
November	Forward counting 61 to 80, Write in reverse 10 to 1, Write in words : 3, 4, 5, Fill in the blanks, Count and write in words, what comes after and all the exercises done earlier Fun with Maths: Pg 68 to 74	10 to 1 counting in reverse, 1 to 100. Forward counting Rhymes : 1 little, 2 little, 3 little....
December	Write in reverse 20 to 1	10 to 1 backward counting
	Forward counting 81 to 90, Write in words : 6, 7 Count and write in words, what comes after etc.	1 to 100 forward counting
	Fun with maths: Pg 75 to 90	
January	Formative Assessment - ii	
	Write in words 8 to 10 forward counting 91 to 100	Backward counting 20 to 1
	Write in reverse 20 to 1	Forward counting 1 to 100
	Write from 1 to 100 along with all the exercises done earlier.	
February:	Revision	
march	Summative Assessment - 4	

Hindi

Books Recommended : Akshar Parichay

1st Term (April - September)	
April	<p>लिखित : अ – ऋ तक लिखो प्रथम अक्षर लिखो, घेरा लगाओ, जोड़े मिलाओ, खाली जगह भरो, रंग भरो, श्रुतिलेख</p> <p>मौखिक : अ – ऋ तक चित्र पहचानो, अ – ऋ तक हर अक्षर से दो शब्द</p> <p>कविता : सुबह, चिड़िया</p>
May	<p>लिखित : ए – अः तक लिखो प्रथम अक्षर लिखो, घेरा लगाओ, जोड़े मिलाओ, खाली जगह भरो, रंग भरो, श्रुतिलेख</p> <p>मौखिक : ए – अः तक चित्र पहचानो, ए – अः तक हर अक्षर से दो शब्द</p> <p>कविता : तोता</p>
SUMMER vAcATiOn	
<p>Holiday Home Work (To be done in the H.H.W. note-book)</p> <p>अ-अः तक लिखो (3 बार), हर अक्षर से दो चित्र बनाओ/चिपकाओ</p>	
June	<p>लिखित : क – ज तक लिखो प्रथम अक्षर लिखो, घेरा लगाओ, जोड़े मिलाओ, खाली जगह भरो, रंग भरो, श्रुतिलेख</p> <p>मौखिक : क-ज तक हर अक्षर से पाँच- पाँच शब्द बोलो</p> <p>कविता : मोर</p>
Formative Assessment - i	
July	<p>लिखित : ट – म तक लिखो प्रथम अक्षर लिखो, घेरा लगाओ, जोड़े मिलाओ, खाली जगह भरो, रंग भरो, श्रुतिलेख</p> <p>मौखिक : ट – म तक हर अक्षर से पाँच- पाँच शब्द बोलो</p> <p>कविता : तुम मुझे खा लो, नटखट बंदर</p>

August	<p>लिखित : य – ज्ञ तक लिखो प्रथम अक्षर लिखो, घेरा लगाओ, जोड़े मिलाओ, खाली जगह भरो, रंग भरो, श्रुतिलेख</p> <p>मौखिक : य – ज्ञ तक हर अक्षर से पाँच- पाँच शब्द बोलो</p> <p>कविता : बादल, हवा</p>
September	<p style="text-align: center;">SYLLABUS FOR SePTemBeR</p> <p>लिखित : दो अक्षर वाले शब्द (घर, जग, बस, टब) क – ज्ञ तक लिखो</p> <p>मौखिक : प्रत्येक शब्द से एक – एक वाक्य बनाओ</p> <p>कविता : चूहे की बारात</p>
<p>Summative Assessment - i Term ii : October to February</p>	
October	<p>लिखित : दो अक्षर वाले शब्द (नथ, फल, एक, नल, कप, दस) चित्रों के नाम लिखो, घेरा लगाओ, खाली स्थान भरो, अक्षर जोड़ कर लिखो, जोड़े मिलाओ), क-ज्ञ तक लिखो</p> <p>मौखिक : प्रत्येक शब्द से एक-एक वाक्य बनाओ</p> <p>कविता : दशहरा, दिवाली</p>
November	<p>लिखित : दो अक्षर वाले शब्द (खत, ऊन, ईख, आम) चित्रों के नाम लिखो, घेरा लगाओ, खाली स्थान भरो, अक्षर जोड़ कर लिखो, जोड़े मिलाओ, समान लय, श्रुतिलेख</p> <p>मौखिक : प्रत्येक शब्द से एक-एक वाक्य बनाओ</p> <p>कविता : हाथी, ईद</p>
December	<p>लिखित : तीन अक्षर वाले शब्द (बतख, रबड़, कमल, बटन, नयन, कलश), अक्षर जोड़ कर लिखो, जोड़े मिलाओ</p> <p>मौखिक : प्रत्येक शब्द से एक-एक वाक्य बनाओ</p> <p>कविता : क्रिसमस, मेरा परिवार</p>
January	<p>Formative Assessment - ii</p>
	<p>लिखित : तीन अक्षर वाले शब्द (औरत, ऐनक, सड़क, मटर, कलम, गगन), चित्रों के नाम लिखो, अक्षर जोड़कर लिखो, जोड़े मिलाओ, खाली स्थान भरो, क-ज्ञ श्रुतिलेख</p> <p>मौखिक : प्रत्येक शब्द से एक-एक वाक्य बनाओ</p> <p>कविता : होली</p>
February	<p>Revision for Summative Assessment ii</p>
March	<p>Summative Assessment ii</p>

Hindi cOnveRSATiOn

SUmmATive ASseSSment - i	
मेरा परिचय	
1.	आपका नाम क्या है?
2.	आपके पिताजी का क्या नाम है?
3.	आपके माताजी का क्या नाम है?
4.	आपके प्रिय दोस्त का क्या नाम है?
5.	आप कौन से शहर में रहते हैं?
6.	आप कौन से कक्षा में पढ़ते हैं?
7.	आपका प्रिय खेल क्या है?
मेरा विद्यालय	
1.	आपके विद्यालय का क्या नाम है?
2.	आपके विद्यालय के प्रधानाचार्य का क्या नाम है?
3.	आपके वर्ग-शिक्षिका का क्या नाम है?
4.	आपकी छुट्टी कितने बजे होती है?
फल	
1.	पाँच फलों के नाम बताओ।
2.	फलों का राजा कौन है?
3.	आपका प्रिय फल कौन सा है?
4.	बंदर का प्रिय फल क्या है?
सब्जी	
1.	पाँच सब्जियों के नाम बताओ।
2.	कौन सी सब्जी फूल जैसी दिखती है?
3.	खरगोश का प्रिय सब्जी कौन सा है?
4.	करेला खाने में कैसा लगता है?

SUmmATive ASseSSment - ii	
पक्षी	
1.	कौन सा पक्षी उड़ नहीं सकता है?
2.	ऐसे दो पक्षियों के नाम बताएँ जो जल में रहता है?
3.	हमारा राष्ट्रीय पक्षी कौन है?
4.	तोता किस रंग का होता है?
फूल	
1.	पाँच फूलों के नाम बताओ।
2.	हमारा राष्ट्रीय फूल का नाम बताओ।
3.	आपका प्रिय फूल कौन सा है?
त्योहार	
1.	किस त्योहार को दीपों का त्योहार कहते हैं?
2.	रंगों का त्योहार कोन-सा है?
3.	क्रिसमस कब मनाते हैं?
4.	आपका प्रिय त्योहार कौन सा है?
5.	ईद के दिन लोग एक दूसरे को क्या कहते हैं?
सप्ताह	
1.	सप्ताह में कितने दिन होते हैं? दिनों के नाम बताएँ
2.	सप्ताह का पहला दिन कौन सा है?
3.	सप्ता का अंतिम दिन कौन सा है?
हमारे मरम्मत	
1.	खाना कौन बनाता है?
2.	जूते मरम्मत कौन करता है?

SUMmATive ASSeSSmenT - i	
जंगली जानवर	
1.	कौन सा जानवर सबसे लम्बा होता है?
2.	कौन सा जानवर सबसे लम्बा होता है?
3.	हमारा राष्ट्रीय पशु कौन है?
4.	जंगल का राजा किसे कहते हैं?


SUMmATive ASSeSSmenT - ii	
3.	दूध कौन लाता है?
4.	हमें कौन पढ़ाता है?
5.	कपड़े कौन सिलाई करता है?
वाक्य बनाओ :-	
दूध, स्कूल, गेंद, बिल्ली, किताब, बस, कमल, आम	

dRAWing

Book Recommended : Fun with colours 'A'.

Term 1 : April to September	
April	Fun with Colours : Pages 1 and 2.
May	Fun with colours : Page 3
	Draw and colour : Sun
	Summer vacation
	Holiday Homework : Fun with Colours: Pages 4 to 10
June	Fun with Colours : Pages 11 to 14.
	Draw and Colour : Bat and Ball.
July	Fun with Colours : Pages 15 to 18
	Draw and colour : Balloon, Leaf, Tree.
August	Fun with Colours : Pages 19 and 20.
	Draw and Colour : National Flag, Boat
September :	Fun with Colours : Pages 21 to 24
	Draw and Colour : Kite, Hut
Summative Assessment - 1	
Term ii : October to February	
October	Draw and Colour : Apple, Mango, Grapes in a basket.
November	Draw and Colour : Rocket
December	Draw and Colour : Umbrella, Flower
January	Draw and Colour : Cat, Fish, Bird
February	Revision for Summative Assessment ii
March	Summative Assessment ii

SuggeSTed ActiviTies

month	name of the Activity	How to Organise
April - June	1. Coloring in Enclosed Space	1. Ask each child to colour within a given shape.
	2. Joining Dots	2. Put dots on paper in different shapes and ask the children to join them with crayon.
	3. Pattern Making	3. Make parallel lines on the paper and ask the children to make different patterns or a basic stroke Eg. \\\, --, III, /// etc.
	4. Look and Find	4. Cut 5 card board pieces 9"X3". On each piece of cardboard, draw 3 to 4 identical figures with one figure slightly different from the rest. Make the children sit in a semi-circle call the children one by one and show them one of the strips. Then ask them to spot out the figure that is different. Ask him/her why it is different. Eg. 
	5. Feely Bag	5. Put one set of objects in a 'feely bag' and keep the other set in the tray/table. Make the children sit in a semi circle. Call children one by one. Let them feel any one of the objects kept in the tray/ table and then put their hand inside the 'feely bag' and remove an identical object only by feeling it, without looking into the bag.
	6. Sorting Cards	6. Cut card board pieces of 4"X4". Paste pictures on the cardboard pieces. Make children one by one and place different picture cards of objects with distinct taste in front of them. Ask them to classify these as salty, sweet, sour and bitter, (Real objects too can be used).
	7. Smell and Tell	7. Make children sit in a semi circle. Call the children one by one and ask them to close their eyes. Take any object (garlic, mint leaves) onion, agarbatti etc.) and ask them to smell it and identify it. (The objects used should be familiar with the children.) [Variations: Let the children say Aha and Chi-Chi for good and bad smell].
	8. Raja and Rani	8. Divide the class into two groups 'A' and 'B' Group 'A' would be called RAJA and group B would be called RANI. Draw a straight line on the ground and make the two groups stand on either side of the line, at an equal distance. The teacher stands at one end of the line. When the teacher says RANI the group RANI will run towards the group RAJA and each child is supposed to catch one child from the team called RAJA. The teacher should stress on the sound RA.... as the initial sound is same for both the words and the children have to anticipate what she will say.

	9. Keep yourself clean	9. The teacher will demonstrate the importance of cleanliness through 'Doll's Bath' using Doll, tub, brush, paste, comb, soap, towel, powder, oil, cream, nail cutter etc. Rhymes: (a) Brush Brush Brush your teeth so early in the morning. Wash Wash Wash your face (Use different words like wear, wipe, cut your nails, comb etc.)
	10. Shake yourself with the music	10. Music will be played and the teacher and the students will dance and enjoy the music. The activity should be repeated every week to make learning process enjoyable.
July- August	1. Counting Activities	
	(a) Button Counting	(a) Make the children sit in a small group and give ten small balls to them. Ask them to count the balls. Then they are instructed to give two/three balls to the other group. and frequent questions will be asked Eg. How many balls are left with them? How many balls are left with them? How many balls the other group has? Which group has more balls? etc.
	(b) Bowling	(b) Arrange empty cans/plastic bottles/bowling set etc. in a row. Encourage children to roll a ball to knock down the cans. Then ask them to count how many have been knocked down and how many are standing.
	2. Run to colour	2. Keep each piece of coloured paper (red, green, yellow, blue) in four corners of the room. Ask the children to stand in a circle and keep moving to the beat of the clap. While clapping the teacher calls out the name of any colour and the children have to run to that corner of the room where that colour is kept.
	3. Shape Race	3. Draw a large circle, a triangle, and a square on the floor/ground. Keep some distance in between these shapes. The teacher calls out the name of any shape within the outline. If they stand outside
	4. Be Quick	4. Make the children sit in a circle. Ask the children to clap their hands twice and click their fingers till they get into a rhythm. At the clicking of fingers the children have to tell the names of the objects with specified shape. Eg. The teacher starts with - 'Be Quick' tell me the names of 'round' things. The children who fail to name objects at the clicking of fingers have to start again.
October - November	1. Find my place	1. Cut card boards of 12"X7". Divide this into 3 parts - Sky, land, water and colour accordingly. Make the children sit in semi circle. Call one child at a time. Place the cardboard in front of the child and give him;/her the cutouts. Ask them to place these on the chart according to where they are found. Eg. Fish in water, birds in the sky etc.

	2. In-Out	2. Draw a circle on the floor/ground. Make all the children calls out "In/Out" and the children should accordingly jump in the circle or out of the circle. The child who fails to follow instructions correctly is considered 'Out'.
	3. This is how I Travel	3. The children are asked to bring different toy vehicles. The name of the vehicles will be taken up by the teacher in the class/ground through different rhymes. The children are encouraged to enact like the vehicle. Eg. (a) The wheels of the bus goes Round round round (3) All day long (b) छुक-छुक करती रेल चली ----- (c) Row, Row, Row your boat....
	4. Nature Walk	4. Children will be taken out for Nature Walk and different objects will be shown to them. Eg. Sky, trees, flowers, grass, leaves. The children should be instructed not to pluck anything and take care of plants around them. Rhymes: Here we go round the Mulberry Bush....
December - January	1. Clay Modelling	1. Students will be given clay to shape different objects of their choice. Eg. Lollipop, vegetable/ fruit they like most, utensils etc.
	2. Story Telling	2. Encourage the children to tell short stories in English/Hindi, Dramatize/enact Eg. The Rabbit and the tortoise The lion and the mouse The thirsty crow etc. (The teacher should initially enact the stories using different props to make the story interesting.).
	3. Mere favourite fruit/ vegetable ki khabar	3. Students will be encouraged to make cut outs of fruits/vegetables with thermocole/paper/chart paper and colour it. Encourage the students to speak few lines about their favourite fruit/vegetable.
	4. Janwaron ki Dunia	4. Different models/chart of animals will be shown to the children along with the rhymes. जंगल में जानवर खेलते हैं खेलते हैं खेलते हैं जंगम में जानवर खेलते हैं हम भी खेलेंगे ऐसे। हाथी सूंड उठाता है उठाता है उठाता है हाथी सूंड उठाता है हम भी करेंगे ऐसे। etc.










Bengali

- Books —
- 1) য়ফ়ক়য়়া য়ফ়য়়াউন়ন় য়# য়#় @ঊ A- ং^}ঊ ংংবন়য়় ংঊ়াP
 - 2) য়েঊ়াপ ক়ঊ়ন়ম়ফ়়় ংঊ় ংঊ়ন়ন়ন়ফ়়- ংংবন়য়় য়়া[ন়়়
 - 3) ংঊ়ন়ন় ংঊ়াং SKঊ়ন়ন় ংঊ়াং- য়#়^ ংঊ় *ংগ়়

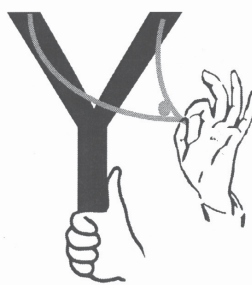








Term -i april To SepTemBer			
Fa-1	ChapTerS	reading Skill	reCiTaTion Skill
april	#-<ঊ SKঊ়়, #-\$ য়ফ়ক়য়়় ংঊ়O SKঊ়়, 1-5 ংঊ়াং ংঊ়়় ংংন়়় ংঊ়- য়#- \$ ংঊ়	য়ফ়় ংঊ়়়- ংঊ়], ংংন়়, ংঊ়়, ংঊ়় ংঊ়ন়ন় ংঊ়াং SKঊ়ন়ন় ংঊ়াং ংঊ় ংঊ়়- 2,3ং	1ং ংঊ় 2ং ংঊ় ংঊ়
may	#-<ঊ SKঊ়়, ক়ঊ়- য়ফ়ক়য়়় ংঊ়O SKঊ়়, ংংন়়়- ক়ঊ়, & ংঊ়, 1,2 ংঊ়	ঊ], ংঊ়় য়ফ়় ংঊ়় ংঊ়ন়ন় ংঊ়াং SKঊ়ন়ন় ংঊ়াং- ংঊ়়-4,6	
Summer Vacation			
	Holiday Home work :	#-& ংঊ় (3 ংঊ়), 1,2 ংঊ় (5 ংঊ়) ংংন়়় - ংঊ়, ংঊ়, ংঊ়, ংঊ় < ংঊ় য়ফ়় ংঊ়়	
June	*-<ঊ য়ফ়ক়য়়় ংঊ়O SKঊ়় ংঊ়- >, *, *ঊ ংঊ়, 3-5 ংঊ়	য়ফ়় ংঊ়়- ন়়়, য়েঊ়	
Formative assessment -i			
July	#-<ঊ য়ফ়ক়য়়় ংঊ়O SKঊ়়, ংংন়়়- <, <ঊ- ংঊ়, ংঊ়[ংঊ় ংঊ়, ংঊ় ংঊ়, ংঊ়, ংঊ় ংঊ় ংঊ় ংঊ়, ংঊ় ংঊ় ংঊ় ংঊ়] ংঊ় 1-5 ংঊ়	য়ফ়় ংঊ়়- ংঊ়, য়ফ়়, ংঊ়, ংঊ়ন়ন় ংঊ়াং SKঊ়ন়ন় ংঊ়াং- ংঊ়়-7,8,9,10,11ং	1ং ংঊ় 2ং ংঊ়
aug.	#-<ঊ য়ফ়ক়য়়় ংঊ়O SKঊ়়, ংংন়়়- #, <ঊ- ংঊ়, ংঊ়[ংঊ়, ংঊ় ংঊ়, ংঊ় ংঊ়, ংঊ় 1-5 ংঊ়	ংঊ়ন়ন় ংঊ়াং SKঊ়ন়ন় ংঊ়াং- ংঊ়়-12,13	1ং ংঊ়
Revision for First Semester Examination, First Semester Examination			
Sept	@ঊ - SKঊ়়, @ঊ- * য়ফ়ক়য়়় ংঊ়O SKঊ়় 6-10 ংঊ়াং ংঊ়় ংঊ়- @ঊ- ংঊ় ংঊ়	1ং ংঊ় ংঊ়, ংঊ়, < ংঊ়[ংঊ় SKঊ়় ংঊ়ন়ন় ংঊ়াং SKঊ়ন়ন় ংঊ়াং- ংঊ়়-14, 15,16	@ঊ ংঊ়

Summative assessment -i			
Term-ii oCToBer To FeBruary			
	ChapTerS	reading Skill	reCiTaTion Skill
oCt	@ü - SKòýá, ýlY-R ýFýKòýá aáííO SKòýáñ AáNýáZ- ýEý- *x í]Aáñ 6-10 í]Aáñ	1ñ SÜáýEýýýá @üíí] S]ü < SáâA[RáX SKòýáñ â]AííNý í^ííAá SKòýííNý í^ííAá-SçÌýá- 17,18,19,35ñ	býláyáýlYXá áýlYXá áýlYXáñ
Nov	@ü - SKòýá, Ný-X ýFýKòýá aáííO SKòýáñ AáNýáZ- ýlY-R í]Aáñ Sííí[UMP í]Aá, Tüúá@ü Sæ[M @ü]á, S:OX UMP í]Aáñ	[ííDü[RáX SKòýá â]AííNý í^ííAá SKòýííNý í^ííAá- SçÌýá-20,21,22,23,36	ííAá@üá[RáyEýñ
deC	Yü -a ýFýKòýá aáííO SKòýáñ AáNýáZ- Sý-^ í]Aá, 1-10 í]Aáñ	aÁáííb[aáNýáPííR[RáX UáÚ]áZ SKòýáñ â]AííNý í^ííAá SKòýííNý í^ííAá- SçÌýá-24,25,26,27, 28, 33,37ñ	íRáylYR íRáylYR
Formative assessment -ii			
JaN	bü -Ü ýFýKòýá aáííO SKòýáñ AáNýáZ- _ý-Ü í]Aá, 1-10 í]Aáñ #RóáíRó #Wýóáa íYXR, Sííí[UMP, Tüúá@ü Sæ[M, lüííR í]Aá, UMP íX]áííRá bÜýNýóááP		íAá@üá[XáyFý Q[á
Feb	revision for Summative assessment-ii		
marCH	Summative assessment-ii		

Play with Alphabets



Play with Alphabets



Play With Numbers



1

